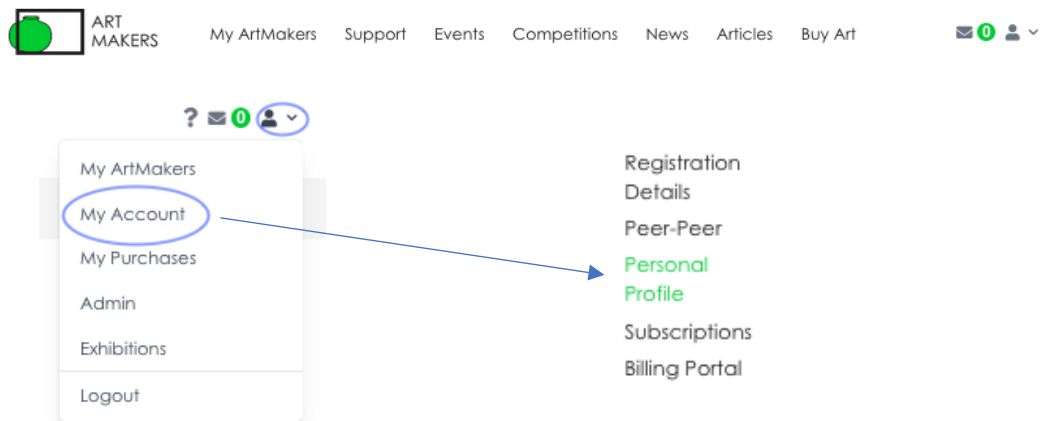


ArtMakers – Using the Site For Artists (Developing Your Profile)

WHERE CAN I CREATE MY PROFILE

- 1 Start with your main menu personal information icon

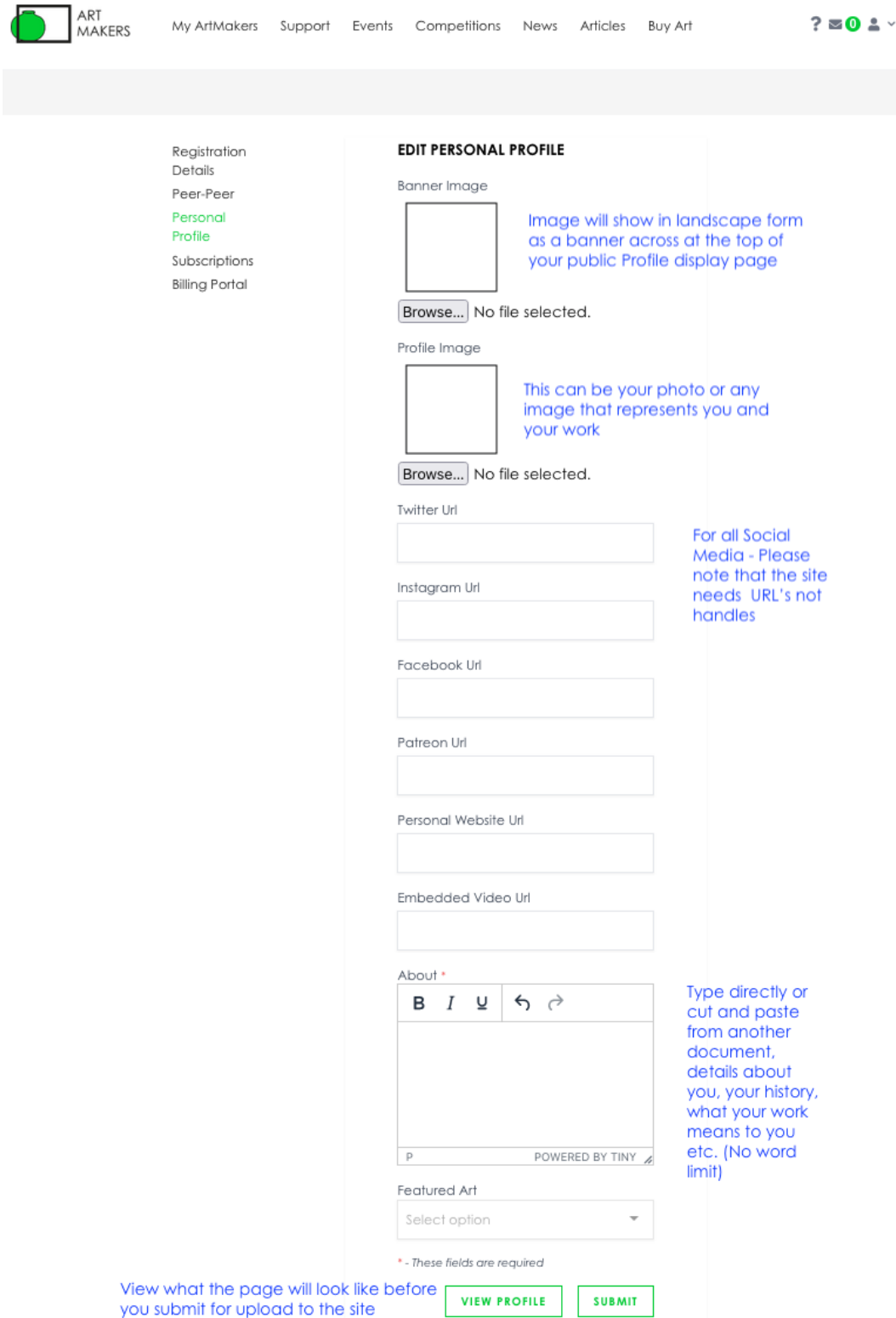


Click on My Account and then Personal Profile in the sub menu to reach the Edit Personal Profile page where you can upload and develop the page where potential buyers can view your details

See below for more details

2 Your Personal Profile Page

Add new details and edit existing ones from this page. The notes below will help. Think particularly about your description of yourself. This helps Buyers connect with you and helps them understand your journey as an artist



Registration Details
Peer-Peer
Personal Profile
Subscriptions
Billing Portal

EDIT PERSONAL PROFILE

Banner Image
Image will show in landscape form as a banner across at the top of your public Profile display page
Browse... No file selected.

Profile Image
This can be your photo or any image that represents you and your work
Browse... No file selected.

Twitter Url
Instagram Url
Facebook Url
Patreon Url
Personal Website Url
Embedded Video Url

About *
Type directly or cut and paste from another document, details about you, your history, what your work means to you etc. (No word limit)
POWERED BY TINY

Featured Art
Select option

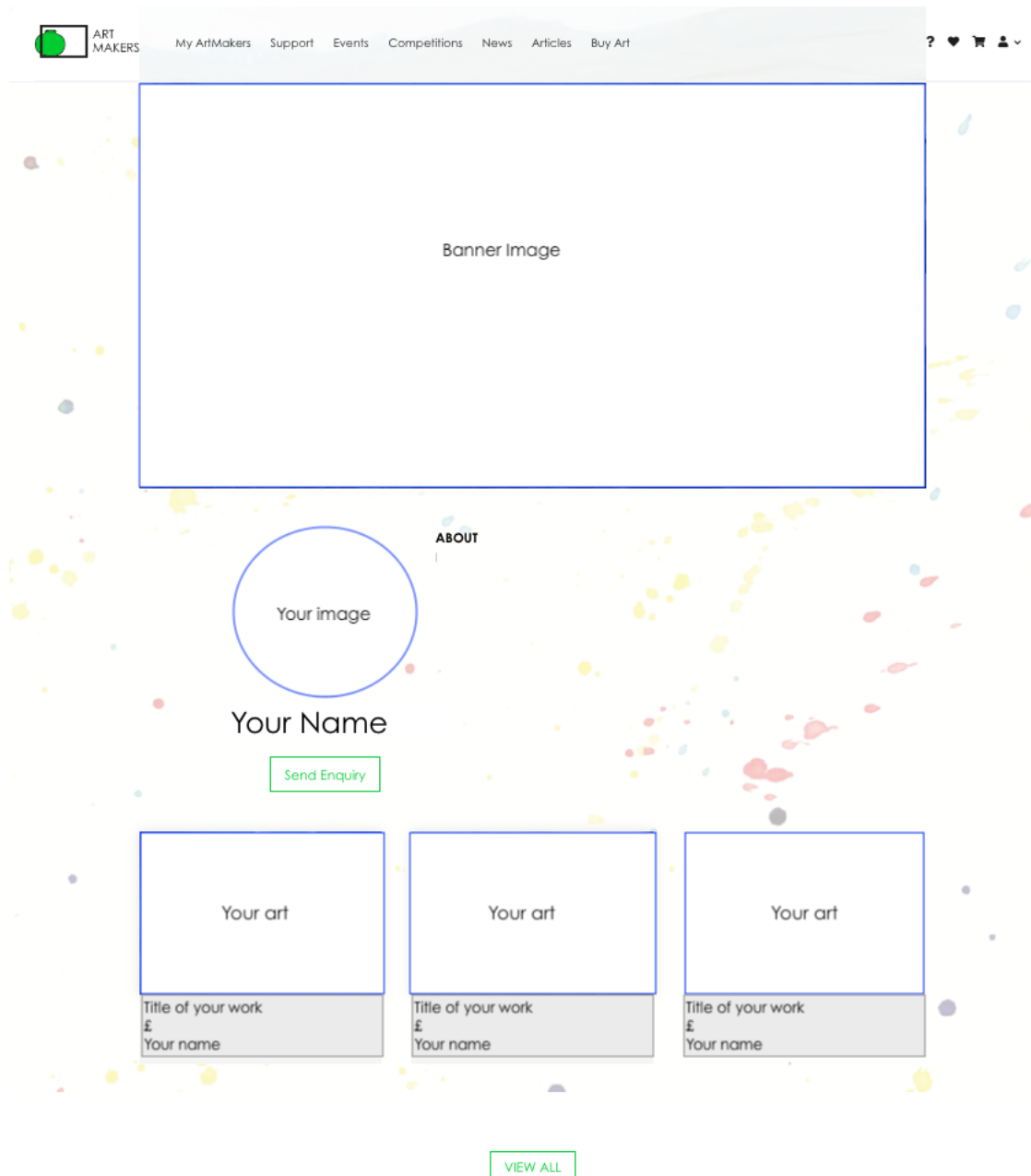
* - These fields are required

View what the page will look like before you submit for upload to the site

[VIEW PROFILE](#) [SUBMIT](#)

3 What Buyers will See

The page below gives you an idea of the layout of the page that buyers will see. View other artists on the site at <https://www.artmakers.uk/artist-search/>



If you want to change anything after you have uploaded your initial profile – just go back to your Personal Profile page and change information whenever you like.